

# HON

2020 FURNITURE COLLECTION



# CONTENTS



**2**  
WE ARE HON



**14**  
SEATING



**50**  
DESKS



**72**  
WORK-  
STATIONS



**82**  
STORAGE



**92**  
TABLES

**118** Industry

**124** Fabrics & Finishes

**144** Index

A black and white photograph showing a person's silhouette in the foreground, looking towards a wall. The wall features a large, stylized circular graphic on the right side and a grid of rectangular shapes on the left. The floor is tiled with a grid pattern. The text "WE ARE HON." is overlaid in white, sans-serif font at the bottom of the image.

WE ARE  
HON.





At HON, we know that your workplace reflects your company, your values and your people. Ours does too. We're a company born in the heart of America and made great by the hardworking people who are a part of it. We believe in keeping things real and doing things right. That's why we take pride in working as a team to handcraft thoughtful products designed with you in mind—and always strive to make style and comfort easily accessible so you can create a workspace that's authentically you.





“EVERY  
PRODUCT  
IS TESTED  
FOR QUALITY  
STANDARDS—  
AND OUR  
STANDARDS  
ARE HIGH.”



---

HON's Manufacturing Department is made up of a number of different plant operations that are separated by product type. This allows each plant team to focus solely on the type of office furniture it specializes in and work hard to build the best products for the best value. "Every product we make is tested for quality standards—and our standards are high. Each piece of furniture is crafted with durability, functionality and value in mind. We want to go beyond industry standards and make sure that our end users are always completely satisfied and confident with their purchases."

— *Eric, Plant Manager, Seating Solutions*

“WELL-DESIGNED  
OFFICE  
FURNITURE   
SHOULD ALWAYS  
BE AFFORDABLE.”

---

HON's Product Development team blends strategy and imagination to concept bold, new furniture designs and come up with inventive ways to refresh older products. A number of factors affect product designs, including current and future market trends, color theories, ergonomics, affordability and employee well-being. And because these influences are constantly evolving, HON engineers are driven to innovate and continually improve every piece they create. “Product development is really the materialization of the concept we have on paper. It's the bridge between design and production—it drives the true cost of our products and triggers raw materials demand, production capacity and execution. And that's important, because well-designed office furniture should always be affordable.”

— **Gracia, Product Development Engineer**

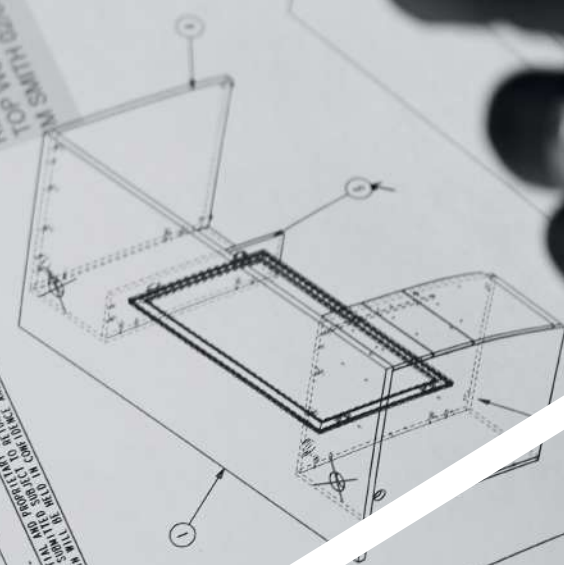





**HOW TO SPECIFY**  
Select the product number from the list below.  
Model Number

ITEM NO.	DESCRIPTION	QTY	UNIT	PRICE	TOTAL
1	TOP WORKSURFACE	1	EA	100.00	100.00
2	TOP WORKSURFACE	1	EA	100.00	100.00
3	TOP WORKSURFACE	1	EA	100.00	100.00
4	TOP WORKSURFACE	1	EA	100.00	100.00
5	TOP WORKSURFACE	1	EA	100.00	100.00
6	TOP WORKSURFACE	1	EA	100.00	100.00
7	TOP WORKSURFACE	1	EA	100.00	100.00
8	TOP WORKSURFACE	1	EA	100.00	100.00
9	TOP WORKSURFACE	1	EA	100.00	100.00
10	TOP WORKSURFACE	1	EA	100.00	100.00

36 X 72 LP DESK  
RECT TOP BREKT PROST MED  
KITEK KITEK  
2.7.48.2111  
01-21.171.112 EK /  
NITEL 36 X 72 LP DESK  
REFERENCE ORIGINAL  
HNL-86721PBRG FROM  
TOP WORKSURFACE  
HNL-86721PBRG  
M. SMITH 02/06/2019





INTEGRATED DESIGN SOLUTIONS

“EVERY  
PIECE OF  
FURNITURE  
SHOULD  
SERVE A  
PURPOSE.”



---

The HON Integrated Design Solutions (IDS) team and its dealer/designer partners work with clients of all sizes and markets to help them realize a design layout that perfectly aligns with their desired workplace culture and style as well as their office footprint. “At HON we know every space has to be functional and every piece of furniture should serve a purpose. We believe both the space and the furniture should be beautiful and seamless—working together to support today’s activity-based work styles. We’re challenged every day to design inspiring environments ranging from traditional breakout areas to innovative new third space settings. Planning that perfect space for a client is what drives us.”

— *Andy, Director, Integrated Design Solutions*

“THE GOAL IS  
TO PROVIDE  
A HOLISTIC  
SOLUTION  
FOR EVERY  
WORKSPACE  
IN AN OFFICE.”



---

HON's Business Development and Sales teams are responsible for a number of things. They help manage relationships with trade partners who are out in the field selling products, help advance business in new market areas and work with dealers to find the right solutions for their customers. Relationship building is a key component of this position. "Building relationships in new business or with trade partners and dealers is all about trust. The stronger the relationship, the more trust we both have in the partnership." Product knowledge is another important facet of the job. "We really have to know every piece of furniture and what features make it great so that we're able to work closely with dealers to help customers find the right solutions. In the end, the goal is to provide a holistic solution for every workspace in an office."

— *Nicole, Business Development Associate*







CUSTOMER SERVICE

“YOU CAN  
TRUST THAT  
IF ANYTHING'S  
WRONG,   
WE'LL MAKE IT  
RIGHT, RIGHT  
AWAY.”

---

At HON, customer service is a top priority. The Customer Solutions team offers support to both customers and dealers by providing helpful information, answering questions, responding to warranty claims and handling any problems or changes with orders. “We’re the front line for customers and dealers—helping to ensure that they’re completely satisfied with our products and services. You can trust that if anything’s wrong, we’ll make it right, right away. Customer service plays a critical role in building relationships and keeping customers happy, which results in repeat business and increased revenue.”

— *Ann, Customer Solutions Specialist*



# SEATING

The furniture heroes of your office, chairs welcome your guests, support your employees and offer comfortable places to relax and work.







**CERES<sup>®</sup>**  
Mid-Back Task Chair



SHOWN BLACK LEATHER  
WITH FOG MESH BACK



**ENDORSE<sup>®</sup>**  
Mid-Back Chair



SHOWN IN PERIMETER LIMADE FABRIC  
AND POLISHED ALUMINUM BASE/ARMS



## WORK THE ROOM

Take charge with finesse and flair. With premium details and customizable options to suit any style, these chairs keep the movers and shakers comfortable, whether in executive offices or conference rooms.

# EXECUTIVE AND CONFERENCE CHAIRS



## IGNITION® 2.0

Mid-Back Task Chair

SHOWN IN DAPPER FERN FABRIC  
WITH FOG MESH BACK





**MERIT**  
Executive Conference Chair  
SHOWN IN LEATHER



# EXECUTIVE & CONFERENCE CHAIRS



## NUCLEUS®

Task Chair

SHOWN IN KNACK WAVE FABRIC WITH  
POLISHED ALUMINUM BASE/ARMS



## PILLOW-SOFT®

Executive High-Back Chair

SHOWN IN BLACK LEATHER





## CONVERGENCE<sup>®</sup>

Mesh Mid-Back Task Chair

SHOWN IN LAVA LAGOON FABRIC



## ENDORSE<sup>®</sup>

Mesh Low-Back Task Stool

SHOWN IN DECODE NICKEL FABRIC  
WITH FOG MESH BACK





## MASTER ANY TASK

Make things happen with task chairs that deliver ergonomic comfort and help boost productivity. With completely customizable options available on each chair, you'll be sitting pretty all day long.

# TASK CHAIRS



## GATEWAY

Task Chair

SHOWN IN DOTTY SUNFLOWER FABRIC







## IGNITION<sup>®</sup> 2.0

Mid-Back Task Chair

SHOWN IN NIMBLE LEMON DROP FABRIC







## IGNITION



**A. 2.0 Mesh Mid-Back Task Stool**  
SHOWN IN DAPPER ORCHID FABRIC

**B. ReActiv Mid-Back Task Chair**  
SHOWN IN AMETHYST FABRIC WITH TITANIUM BACK

**c. 2.0 Mesh Mid-Back Task Chair**  
SHOWN IN CENTURION GOLDENROD FABRIC





## MOTIVATE



**A. Flex-Back Task Chair**  
SHOWN IN RUSH WAVE FABRIC  
WITH SURF BACK

**B. Flex-Back Task Stool**  
SHOWN IN RUSH SUNSHINE FABRIC  
WITH FOG MESH BACK



# NUCLEUS<sup>®</sup>

4-Way Stretch Mid-Back  
Task Chair



SHOWN IN AMUSE ALLOY FABRIC WITH  
FOG MESH BACK





**SOLVE<sup>®</sup>**  
ReActiv-Back Task Chair  
SHOWN IN DESIGNER WHITE WITH  
CONCENTRIC DIAMETER FABRIC  
AND EMBER LUMBAR





## SOLVE



**A. ReActiv-Back Task Chair**  
SHOWN IN AMETHYST FABRIC WITH  
TITANIUM BACK

**B. ReActiv-Back Task Chair**  
SHOWN IN MANNER DILL FABRIC WITH  
DESIGNER WHITE FRAME AND  
TITANIUM LUMBAR

**C. 4-Way Stretch Task Stool**  
SHOWN IN HABIT SALT FABRIC WITH  
BLACK MESH BACK





**VOLT<sup>®</sup>**  
Task Chair

SHOWN IN DOTTY PEONY FABRIC



**VOLT<sup>®</sup>**

Mesh-Back Task Chair

SHOWN IN BLACK LEATHER



TASK  
CHAIRS



VOLT<sup>®</sup>

Task Stool

SHOWN IN CENTURION  
APRICOT FABRIC







# ACCOMMODATE®

Guest Chair

SHOWN IN COMPASS BITTERSWEET





## BE OUR GUEST

Meet and greet in style. No matter your corporate vibe—whether traditional or modern—we offer a variety of guest chair options to meet your aesthetic.

# GUEST CHAIRS



**FLOCK®**  
Guest Chair

SHOWN IN SPIN OAT FABRIC







## IGNITION

Multi-Purpose Chair

SHOWN IN HAMILTON CAROLINA FABRIC



## IGNITION

Multi-Purpose Chair

SHOWN IN CENTURION JADE FABRIC  
WITH FOG MESH BACK

# IGNITION<sup>®</sup>

Multi-Purpose Chair

SHOWN IN HAMILTON FERN FABRIC  
WITH CHARCOAL REACTIV BACK







# ACCOMMODATE<sup>®</sup>

Multi-Purpose Chair

SHOWN IN ODYSSEY INLET AND SKIM



## PILE IT ON

There when you need them; easy to get out of the way when you don't. We've got your back no matter the occasion with sleek, stylish stacking and nesting chairs that are a breeze to move and stow.

## STACKING & NESTING CHAIRS




**CERES**<sup>®</sup>  
Multi-Purpose Chair  
SHOWN IN APEX LEMONADE  
WITH FOG MESH BACK



**CERES**  
Multi-Purpose Chair  
SHOWN IN INERTIA MANDARIN AND BASS  
LINE RED HOT FABRIC





## IGNITION<sup>®</sup>

Multi-Purpose Chair



SHOWN IN CANNON BEACH LIGHTHOUSE  
AND GRAVITY TIDE WITH CHARCOAL REACTIVE BACK



# STACKING & NESTING CHAIRS



## MOTIVATE®

Nesting/Stacking Flex-Back Chair

SHOWN IN CIRCULATE NAUTILUS FABRIC WITH  
BLACK MESH BACK







# NUCLEUS®

Multi-Purpose Stacking Chair

SHOWN IN HIVE VIOLET WITH BLACK MESH BACK





STACKING  
& NESTING  
CHAIRS



OLSON STACKER®

Stacking Chair

SHOWN WITH CHERRY SHELL



# FLOCK®

A. Wide Lounge Chair

SHOWN IN HAMILTON BISCOTTI FABRIC



A





## ON COMMON GROUND

Whether it's to connect and collaborate or just to chill, our lounge and casual seating support more relaxed ways of working away from your desk.

## COLLABORATIVE & PUBLIC SPACES



## FLOCK®



**B. Stool**  
SHOWN IN SPIN ALABASTER

**C. 4-Leg Stool**  
SHOWN IN BLUME HYACINTH

**D. Modular Chair**  
SHOWN IN TRIBECA BURNT ORANGE  
AND SPIN ALABASTER

**F. Dual Fabric Mini**  
SHOWN IN SPIN ALABASTER  
AND INSIGNIA LAP

**E. Ottoman**  
SHOWN IN INSIGNIA LAP



# GROVE®

**A. 2-Seat Lounge with Straight Arms**  
SHOWN IN RIDDLE FROST AND CENTURION  
BLACK, SHAKER CHERRY LEGS

**B. Single Seat Loung**  
with Straight Arms  
SHOWN IN RIDDLE FROST AND  
CENTURION BLACK, SHAKER CHERRY LEGS







## GROVE®

**C.** 2-Seat Lounge with Table, Straight Arms  
SHOWN IN TRIBECA REGATTA FABRIC AND NATURAL  
MAPLE LAMINATE

**D.** 2-Seat Lounge with Table, Straight Arms  
SHOWN IN OUTLANDER BLAZE FABRIC

**E.** 3-Seat Lounge, Armless  
SHOWN IN NAGOYA MISO FABRIC

**F.** Single Seat Lounge, Tapered Arms  
SHOWN IN OUTLANDER BLAZE AND NAGOYA  
MISO FABRIC



# MOTIVATE®

4-Leg Stacking Chair  
and Café-Height Stool

SHOWN INERTIA MUSTARD FABRIC  
WITH WHITE SHELL





# COLLABORATIVE & PUBLIC SPACES



Skip

A. Collaborative Chair  
SHOWN WITH NAVY CUSHION



SOOTHE®

B. Guest Chair  
SHOWN IN WHISPER VINYL CUCUMBER  
AND LENS DEPTH FABRIC

## Seating Collections



### ACCOMMODATE

Armless  
Stacking Chair



### ACCOMMODATE

Stacking Chair



### ACCOMMODATE

Armless Café-  
Height Stool



### ACCOMMODATE

Café-Height Stool



### ACCOMMODATE

Bariatric Chair



### CERES

Task Chair



### CERES

Stacking Chair



### CERES

Armless  
Stacking Chair



### ENDORSE

Upholstered  
High-Back  
Executive Chair



### ENDORSE

Mesh Mid-Back  
Executive Chair



### ENDORSE

Upholstered  
Big & Tall Mid-  
Back Task Chair



### ENDORSE

Mesh Big & Tall  
Mid-Back Task Chair  
with Headrest



### ENDORSE

Mesh-Back  
Task Stool



### FLOCK

True Corner Chair



### FLOCK

Inside Wedge



### FLOCK

Outside Wedge



### FLOCK

Wedge Ottoman



### FLOCK

Casual Chair



### FLOCK

Mini Cylinder





**FLOCK**  
Perching Stool



**FLOCK**  
4-Leg Stool



**FLOCK**  
Wide Square  
Chair



**FLOCK**  
Wide Lounge  
Chair



**FLOCK**  
Square Lounge  
Chair with  
Swivel Base



**FLOCK**  
Round Lounge  
Chair



**GROVE**  
3-Seat Armless Sofa



**GROVE**  
Single-Seat  
Lounge



**GROVE**  
2-Seat Sofa



**GROVE**  
2-Seat Sofa with Table



**IGNITION**  
Big & Tall  
Task Chair



**IGNITION**  
High-Back  
Executive Chair



**IGNITION**  
Low-Back  
Task Chair



**IGNITION**  
Bariatric Lounge



**IGNITION**  
Dual-Fabric  
Guest Chair



**IGNITION**  
Sled-Base Multi-  
Purpose Chair



**IGNITION 2.0**  
Upholstered  
Mid-Back  
Task Chair



**IGNITION 2.0**  
Mid-Back Mesh  
Task Chair (Back)



**IGNITION 2.0**  
Mid-Back Mesh  
Task Chair (Front)



**IGNITION 2.0**  
ReActiv-Back  
Task Stool



**IGNITION 2.0**  
Mesh-Back  
Task Stool



**IGNITION 2.0**  
Dual-Fabric  
Café-Height Stool





## Seating Collections



**MOTIVATE**  
Stacking Chair



**MOTIVATE**  
Flex-Back Armless  
Stacking Chair



**MOTIVATE**  
Flex-Back  
Task Stool



**MOTIVATE**  
Flex-Back  
Task Chair



**MOTIVATE**  
Counter-Height  
Stool



**MOTIVATE**  
Café-Height Stool



**NUCLEUS**  
Upholstered  
High-Back  
Executive Chair



**NUCLEUS**  
Mesh High-Back  
Task Chair



**NUCLEUS**  
Mesh-Back Café-  
Height Stool



**NUCLEUS**  
Mesh-Back Multi-  
Purpose Chair



**PILLOWSOFT**  
High-Back  
Executive Chair



**PILLOWSOFT**  
High-Back  
Executive Chair



**PILLOWSOFT**  
Sled-Base  
Guest Chair



**PILLOWSOFT**  
Guest Chair



**PILLOWSOFT**  
Mid-Back  
Task Chair



**PILLOWSOFT**  
Mid-Back  
Task Chair





**SOLVE**  
4-Way Stretch  
Mesh-Back  
Task Chair



**SOLVE**  
ReActiv-Back  
Task Chair



**SOLVE**  
ReActiv-Back  
Task Chair (Back)



**SOLVE**  
Upholstered  
ReActiv-Back  
Task Chair



**SOLVE**  
ReActiv-Back  
Task Stool



**SOLVE**  
4-Way Stretch  
Mesh-Back  
Task Stool



**SOLVE**  
Upholstered  
ReActiv-Back  
Task Stool



**SOOTHE**  
High-Back  
Patient Chair



**SOOTHE**  
Guest Chair



**SOOTHE**  
Two-Seat Chair



**SOOTHE**  
Bariatric Chair



**SOOTHE**  
Three-Seat Bench



**VOLT**  
Mesh-Back  
Task Chair



**VOLT**  
Armless  
Upholstered-  
Back Task Chair




**VOLT**  
Armless Mesh-  
Back Task Stool



**VOLT**  
Upholstered-  
Back Task Stool







# DESKS

Expertly crafted in durable laminate or sleek steel, HON desks are built to withstand anything and everything your office asks of them.





# CONCINNITY™



Just like having first-class accommodations, Concinnity offers the ultimate luxury of choice with a coordinated suite of desks, tables, and storage components that dress up anything from open workspaces to private offices.



**A.** Concinnity Desk and Credenza with Storage  
SHOWN IN PHANTOM ECRU

**C.** Concinnity U-Station with Storage  
SHOWN IN MOCHA

**B.** Concinnity Desk and Credenza with Storage  
SHOWN IN MOCHA





C

LAMINATE FINISHES

Black P	Bourbon Cherry H	Charcoal S	Cognac COGN	Designer White LDW1	Florence Walnut LFW1	Harvest C
Kingswood Walnut LK11	Loft LOFT	Lowell Ash LLA1	Mahogany N	Mocha MOCH	Natural Maple D	Natural Recon LNR1
Phantom Ecru LPE1	Pinnacle PINC	Portico Teak LPT1	Sheer Mesh A5	Shaker Cherry F	Silver Mesh B9	Skyline Walnut LSW1



A

## LAMINATE FINISHES

Black P	Bourbon Cherry H	Charcoal S	Cognac COGN	Designer White LDW1	Florence Walnut LFW1	Harvest C
Kingswood Walnut LKI1	Loft LOFT	Lowell Ash LLA1	Mahogany N	Mocha MOCH	Natural Maple D	Natural Recon LNR1
Pinnacle PINC	Phantom Ecrú LPE1	Portico Teak LPT1	Shaker Cherry F	Sheer Mesh A5	Silver Mesh B9	Skyline Walnut LSW1





VOI®



Reimagine the workplace with Voi's holistic and versatile range of clean-lined desk and storage solutions that can be customized for every application and any aesthetic style.

# DESKS



**A. Voi Private Office**  
SHOWN IN LOWELL ASH AND DESIGNER WHITE

**B. Voi Teaming Station**  
SHOWN IN DESIGNER WHITE AND KINGSWOOD WALNUT  
WITH CONIFER LEGS

**C. Voi Standing Height**  
SHOWN IN DESIGNER WHITE WITH EMBER LEG

**D. Voi Contemporary U-Station**  
SHOWN IN HARVEST & LOFT



# 10500™

Over-achievers can multi-task in style with the 10500 Series desk that has the versatility to accommodate everything from ultra-compact workspaces to large private offices.



**A. 1500 Height Adjustable Private Office  
SHOWN IN SKYLINE WALNUT**

**B. 1500 Teaming Station with Storage  
SHOWN IN KINGSWOOD WALNUT**

**C. 1500 Reception Desk  
SHOWN IN FLORENCE WALNUT AND DESIGNER WHITE**

**D. 1500 Contemporary Private Office  
SHOWN IN FLORENCE WALNUT**





**LAMINATE FINISHES**

Black P	Bourbon Cherry H	Canyon Zephyr K9	Charcoal S	Cognac COGN	Desert Zephyr K8	Designer White LDW1
Florence Walnut LFW1	Grey Tigris L6	Harvest C	Kingswood Walnut LKI1	Loft LOFT	Lowell Ash LLA1	Mahogany N
Mocha MOCH	Natural Maple D	Natural Recon LNR1	Phantom Ecru LPE1	Pinnacle PINC	Portico Teak LPT1	Shaker Cherry F
Skyline Walnut LSW1	Sheer Mesh A5	Silver Mesh B9				



Corner Detail

## LAMINATE FINISHES

Bourbon Cherry H	Harvest C	Cognac COGN	Mahogany N	Mocha MOCH	Natural Maple D	Pinnacle PINC
Shaker Cherry F						





# 10700 SERIES™

The bold and the beautiful come together to provide lasting performance with the 10700 Series collection of desks and storage components that support private offices, reception stations, and even open plan workstations.

## DESKS



B



C



D

**A.** 10700 Private Office  
SHOWN IN PINNACLE

**B.** 10700 Private Office  
SHOWN IN MOCHA

**C.** 10700 Private Office  
SHOWN IN COGNAC

**D.** 10700 L-Station with Storage  
SHOWN IN COGNAC



# VALIDO®

It's all in the details, as the Valido collection of desks and storage demonstrates with its distinctive, thick ribbon edge that lends a signature style to any environment.



**A. Valido U-Station with Storage**  
SHOWN IN PINNACLE AND SILVER MESH

**C. Valido L-Station with Storage**  
SHOWN IN MOCHA AND DESIGNER WHITE

**B. Valido Private Office**  
SHOWN IN MOCHA





**LAMINATE FINISHES**

Black P	Bourbon Cherry H	Canyon Zephyr K9	Charcoal S	Cognac COGN	Desert Zephyr K8	Designer White LDW1
Florence Walnut LFW1	Grey Tigris L6	Harvest C	Kingswood Walnut LK11	Mahogany N	Mocha MOCH	Natural Maple D
Pinnacle PINC	Shaker Cherry F	Sheer Mesh A5	Silver Mesh B9			

A



## LAMINATE FINISHES

Mahogany N





# 94000 SERIES™

Why break with tradition when you can get timeless design details crafted with modern performance? The 94000 Series of desks and storage options is as dignified as it is durable.

DESKS



**A.** 94000 Series Private Office  
SHOWN IN MAHOGANY

**B.** 94000 Series Private Office  
SHOWN IN MAHOGANY





### LAMINATE FINISHES

	Black <b>P</b>	Bourbon Cherry <b>H</b>	Canyon Zephyr <b>K9</b>	Charcoal <b>S</b>	Cognac <b>COGN</b>	Desert Zephyr <b>K8</b>
Designer White <b>LDW1</b>	Florence Walnut <b>LFW1</b>	Grey <b>G2</b>	Grey Tigris <b>L6</b>	Harvest <b>C</b>	Kingswood Walnut <b>LK11</b>	Loft <b>LOFT</b>
Mahogany <b>N</b>	Mocha <b>MOCH</b>	Natural Maple <b>D</b>	Pinnacle <b>PINC</b>	Shadow Zephyr <b>K1</b>	Shaker Cherry <b>F</b>	Sheer Mesh <b>A5</b>
Silver Mesh <b>B9</b>	Steel Mesh <b>A9</b>	Whitestone <b>K4</b>				

### PAINT FINISHES

	Black <b>P</b>	Brownstone <b>P7D</b>	Charcoal <b>S</b>	Fossil <b>P28</b>	Greige <b>T5</b>	Light Gray <b>G</b>
Loft <b>LOFT</b>	Muslin <b>T3</b>	Putty <b>L</b>	Shadow <b>SHDW</b>	Titanium <b>P8T</b>		



# METAL DESKS

Keep it classy with retro-styling paired with modern amenities. With a streamlined look that stands the test of time, HON's metal desks offer high performance without the high price.



**A. Metro Classic Left and Right Return Desk with Stack-On Storage**  
SHOWN IN MAHOGANY AND CHARCOAL



**C. 34000 Desk**  
SHOWN IN HARVEST AND MUSLIN

**B. Metro Classic Desk and Credenza**  
SHOWN IN HARVEST AND PUTTY



**D. Mentor**  
SHOWN IN NATURAL MAPLE AND CHARCOAL



### LAMINATE FINISHES

	<b>Black</b> P	<b>Bourbon Cherry</b> H	<b>Canyon Zephyr</b> K9	<b>Charcoal</b> S	<b>Cognac</b> COGN	<b>Desert Zephyr</b> K8
<b>Designer White</b> LDW1	<b>Florence Walnut</b> LFW1	<b>Grey</b> G2	<b>Grey Tigris</b> L6	<b>Harvest</b> C	<b>Kingswood Walnut</b> LK11	<b>Loft</b> LOFT
<b>Mahogany</b> N	<b>Mocha</b> MOCH	<b>Natural Maple</b> D	<b>Pinnacle</b> PINC	<b>Shadow Zephyr</b> K1	<b>Shaker Cherry</b> F	<b>Sheer Mesh</b> A5
<b>Silver Mesh</b> B9	<b>Steel Mesh</b> A9	<b>White</b> G1	<b>Whitestone</b> K4			

### PAINT FINISHES

	<b>Black</b> P	<b>Brownstone</b> P7D	<b>Champagne Metallic</b> T4	<b>Charcoal</b> S	<b>Designer White</b> PJW	<b>Fossil</b> P28
<b>Greige</b> T5	<b>Light Gray</b> Q	<b>Loft</b> LOFT	<b>Muslin</b> T3	<b>Platinum Metallic</b> T1	<b>Putty</b> L	<b>Shadow</b> SHDW
<b>Titanium</b> P8T						





# 38000 SERIES™

Sturdy and dependable like your big brother, the best-in-class 38000 Series desk is built to last and look great doing it with steel construction and laminate surfaces.

## DESKS



**A.** 38000 Series L-Shaped Desk  
SHOWN IN PINNACLE AND LOFT

**B.** 38000 Series L-Shaped Desk  
SHOWN IN MAHOGANY AND CHARCOAL

**C.** 38000 Series U-Shaped Desk  
SHOWN IN MAHOGANY AND CHARCOAL

**D.** 38000 Series U-Shaped Desk  
SHOWN IN CHARCOAL AND LOFT

# CONCINNITY

## PROJECT IDEAS



Desk and Credenza with Storage



U-Shaped Desk with Peninsula and Storage



U-Shaped Desk with Storage



L-Shaped Desk with Storage



Height-Adjustable Workstation with Storage



Standing and Standard Height Desks and Credenza

# VALIDO

## PROJECT IDEAS



Desk and Credenza with Stack-On Storage



L-Shaped Desk with Stack-On Storage



L-Shaped Desk



U-Shaped Desk with Storage



U-Shaped Desk with Storage



Desk and Credenza with Stack-On Storage



# VOI

## PROJECT IDEAS



Classic Executive Desk  
w/Modern Workwall



Expressive Mixed Materials  
Desk & Personal Storage



Modern L-Shaped Desk  
w/Layered Storage



U-Shaped Desk with  
Stack-On Storage



Height Adjustable Desk and  
Credenza with Storage



L-Shaped Desk

# 10500 SERIES

## PROJECT IDEAS



Height-Adjustable Desk and  
Shroud with Credenza



Desk and Credenza  
with Storage



U-Shaped Desk with  
Multi-Use Storage



Reception Desk



Height-Adjustable  
L-Station with Storage



Standing-Height Teaming  
Desk

# 10700 SERIES

## PROJECT IDEAS



Desk and Credenza with Stack-on Storage



Standing Height Workstation



U-Shaped Desk



Desk and Credenza



L-Shaped Desk



U-Shaped Desk with Stack-on Storage

# 94000 SERIES

## PROJECT IDEAS



Desk and Credenza with Stack-on Storage



L-Shaped Desk



U-Shaped Desk with Stack-on Storage



Reception Workstation



5-Shelf Bookcase



2-Drawer Lateral File



# METAL DESKS

## PROJECT IDEAS



34000  
Desk with Righ Pedestal



Mentor  
Desk with Righ Pedestal



Metro  
Double Pedestal Desk



Metro  
Desk and Credenza



Metro  
L-Shaped Desk



Metro  
Single Pedestal Desk

# 38000 SERIES

## PROJECT IDEAS



Desk



Desk and Credenza



L-Shaped Desk



Desk and Credenza with  
Stack-on Storage



L-Shaped Desk with  
Stack-on Storage



U-Shaped Desk with  
Stack-on Storage

# WORK- STATIONS

Designed with adaptability in mind for modern offices, HON workstations can be easily reconfigured to fit a wide variety of workspace layouts.







### LAMINATE FINISHES

	<b>Black</b> P	<b>Bourbon Cherry</b> H	<b>Canyon Zephyr</b> K9	<b>Charcoal</b> S	<b>Cognac</b> COGN	<b>Desert Zephyr</b> K8
<b>Designer White</b> LDW1	<b>Florence Walnut</b> LFW1	<b>Grey</b> G2	<b>Grey Tigris</b> L6	<b>Harvest</b> C	<b>Kingswood Walnut</b> LK11	<b>Loft</b> LOFT
<b>Lowell Ash</b> LLA1	<b>Mahogany</b> N	<b>Mocha</b> MOCH	<b>Natural Maple</b> D	<b>Natural Recon</b> LNR1	<b>Phantom Ecru</b> LPE1	<b>Pinnacle</b> PINC
<b>Portico Teak</b> LPT1	<b>Shadow Zephyr</b> K1	<b>Shaker Cherry</b> F	<b>Sheer Mesh</b> A5	<b>Silver Mesh</b> B9	<b>Skyline Walnut</b> LSW1	<b>Whitestone</b> K4

### PAINT FINISHES

	<b>Atom</b> P8S	<b>Black</b> P	<b>Blossom</b> P8K	<b>Brownstone</b> P7D	<b>Bullseye</b> PJF	<b>Cabernet</b> P7T
<b>Champagne Metallic</b> T4	<b>Charcoal</b> S	<b>Conifer</b> P8H	<b>Designer White</b> PJW	<b>Ember</b> P8P	<b>Fossil</b> P28	<b>Iris</b> P8J
<b>Ion</b> P8N	<b>Krypton</b> P8F	<b>Light Gray</b> Q	<b>Loft</b> LOFT	<b>Muslin</b> T3	<b>Putty</b> L	<b>Regatta</b> P8M
<b>Shadow</b> SHDW	<b>Silver</b> PR6	<b>Succulent</b> P8A	<b>Titanium</b> P8T			





# ABOUND<sup>®</sup>

Stacking things in your favor is easy with Abound workstations. Offering a multitude of office layouts and levels of privacy with flexible tile options, it's a system that's a cinch to install and change up as needed.

## WORKSTATIONS



**A.** Abound Individual Office Workstation  
SHOWN IN DESIGNER WHITE AND SUCCULENT  
WITH LANDSCAPE DRIFT FABRIC

**B.** Abound Curved Corner Workstations  
SHOWN IN LOFT AND SILVER MESH  
WITH SPIN ALABASTER AND OCEAN FABRIC

**C.** Abound Teaming Workstation  
SHOWN KINGSWOOD WALNUT LAMINATE AND  
APPOINT PLATINUM AND FROST FABRIC



# ACCELERATE®



Keep up with the speed of business with Accelerate—a nimble, streamlined workstation system that can adapt and grow as quickly as any successful start-up.



**A.** Accelerate Individual Office Workstation  
SHOWN WITH LOFT PAINT, SARTO ASH FABRIC AND  
LOFT LAMINATE

**B.** Accelerate Individual Office Workstation  
SHOWN WITH MUSLIN PAINT, SARTO SESAME  
FABRIC AND SHEER MESH LAMINATE

**C.** Accelerate Individual Office Workstation  
SHOWN WITH LOFT PAINT, FACTOR FEATHER FABRIC  
AND SHAKER CHERRY LAMINATE



# WORKSTATIONS



LAMINATE FINISHES		Black	P	Bourbon Cherry	H	Canyon Zephyr	K9	Charcoal	S	Cognac	COGN	Desert Zephyr	K8
Designer White	LDW1	Florence Walnut	LFW1	Grey	G2	Grey Tigris	L6	Harvest	C	Kingswood Walnut	LKI1	Loft	LOFT
Lowell Ash	LLA1	Mahogany	N	Mocha	MOCH	Natural Maple	D	Natural Recon	LNR1	Phantom Ecru	LPE1	Pinnacle	PINC
Portico Teak	LPT1	Shadow Zephyr	K1	Shaker Cherry	F	Sheer Mesh	A5	Silver Mesh	B9	Skyline Walnut	LSW1	Whitestone	K4

PAINT FINISHES		Atom	P8S	Black	P	Blossom	P8K	Brownstone	P7D	Bullseye	PJF	Cabernet	P7T
Champagne Metallic	T4	Charcoal	S	Conifer	P8H	Designer White	PJW	Ember	P8P	Fossil	P28	Iris	P8J
Greige	T5	Ion	P8N	Krypton	P8F	Light Gray	Q	Loft	LOFT	Muslin	T3	Putty	L
Regatta	P8M	Shadow	SHDW	Silver	PR6	Succulent	P8A	Titanium	P8T				



### LAMINATE FINISHES

	Bourbon Cherry H	Canyon Zephyr K9	Cognac COGN	Desert Zephyr K8	Designer White LDW1	Florence Walnut LFW1
Grey G2	Grey Tigris L6	Harvest C	Kingswood Walnut LK11	Lowell Ash LLA1	Mahogany N	Mocha MOCH
Natural Maple D	Natural Recon LNR1	Phantom Ecru LPE1	Pinnacle PINC	Portico Teak LPT1	Shadow Zephyr K1	Shaker Cherry F
Sheer Mesh A5	Silver Mesh B9	Skyline Walnut LSW1	White G1			

### PAINT FINISHES

	Atom P8S	Black P	Blossom P8K	Brownstone P7D	Bullseye PJF	Cabernet P7T
Champagne Metallic T4	Charcoal S	Conifer P8H	Designer White PJW	Ember P8P	Fossil P28	Greige T5
Iris P8J	Ion P8N	Krypton P8F	Light Gray Q	Loft LOFT	Muslin T3	Nickel P8L
Putty L	Regatta P8M	Shadow SHDW	Silver PR6	Succulent P8A	Titanium P8T	





# EMPOWER®



Getting benched can actually be a good thing when it involves Empower— a benching solution that offers more personal work areas and more adaptability for smaller spaces.

## WORKSTATIONS



**A.** Empower Height-Adjustable Benching  
SHOWN IN DESIGNER WHITE AND NICKEL  
WITH SPINALABASTER FABRIC

**B.** Empower Benching  
SHOWN IN PINNACLE AND NICKEL WITH  
APPOINT LAWN FABRIC

**C.** Empower Benching  
SHOWN DESIGNER WHITE

**D.** Empower Half Ring and Empower  
Height-Adjustable Benching  
SHOWN IN DESIGNER WHITE AND NICKEL

# ABOUND

## PROJECT IDEAS




Easily switch out interchangeable panel tiles to achieve different aesthetic or functional goals.



With a minimal kit of parts and intuitive universal connectors, Abound can be specified, ordered, installed and reconfigured quickly.



Keep everything neatly tucked away with a variety of organizational tools, including paper management solutions, folder bins and more.



Position power and data outlets at the desktop, panel base or both. Lay-in capabilities in the top of the frame expand cabling capacity and make reconfigurations easy.

## TILE OPTIONS



Fabric



Clear Glass



Slotted Tool



Hard Surface



Frosted Glass



Markerboard



Frameless Glass



Gallery Panel



# ACCELERATE

## PRODUCT LINE HIGHLIGHTS



Frameless Glass



Stackable Panels



Panels



Tech Management



Trim

# EMPOWER

## POWER OPTIONS



Wire Trough



Above Power



Below Power



Power Pole



Vertebra Wire Management

## PRIVACY SCREEN OPTIONS



Center/Shared Screen  
(Fabric or Frosted Glass)



Side Screens  
(Fabric or Painted Metal)



End of Run Screens  
(Laminate)







# STORAGE

Keep your workspace clean, organized and looking great with high-quality, hardworking solutions for every storage need.



### LAMINATE FINISHES

Bourbon Cherry	H	Cognac	COGN	Florence Walnut	LFW1	Harvest	C	Kingswood Walnut	LKI1	Mahogany	N
Mocha	MOCH	Natural Maple	D	Pinnacle	PINC	Shaker Cherry	F	Lowell Ash	LLA1	Natural Recon	LNR1
Portico Teak	LPT1	Skyline Walnut	LSW1	<i>See the 2020 HON Pricer for optional laminate tops.</i>							

### PAINT FINISHES

Black	P	Brownstone	P7D	Champagne Metallic	T4	Charcoal	S	Designer White	PJW	Fossil	P28
Greige	T5	Light Gray	Q	Loft	LOFT	Muslin	T3	Platinum Metallic	T1	Putty	L
Silver	PR6	Titanium	P8T								





# CONTAIN®



Hold your own and hold what you own with Contain's versatile collection of pedestals, towers, and credenzas designed to work great alone and even better together.

## STORAGE



**A.** Contain Footed Low Credenza  
SHOWN IN KINGSWOOD WALNUT

**B.** Contain Side Access Tower and Mobile Pedestal  
SHOWN IN KINGSWOOD WALNUT

**C.** Contain Low Credenzas and Personal Tower  
SHOWN IN HARVEST



# FLAGSHIP®

Odds and ends, bits and bobs—Flagship’s all-encompassing, all-metal storage collection makes it easy to organize everything important to you, no matter how big or how small.



**A.** Flagship Support Pedestals  
SHOWN IN LIGHT GRAY

**B.** Flagship 4-Drawer Lateral File  
SHOWN IN LIGHT GRAY

**C.** Flagship Modular Storage Cabinets  
SHOWN IN PLATINUM METALLIC

**D.** Flagship Modular Storage Cabinets  
SHOWN IN PLATINUM CHARCOAL





D

**PAINT FINISHES**

Black	P	Brownstone P7D	Champagne Metallic T4	Charcoal S	Designer White PJW	Fossil P28
Greige T5	Light Gray Q	Loft LOFT	Muslin T3	Platinum Metallic T1	Putty L	Shadow SHDW
Silver PR6	Titanium P8T	<i>See the 2020 HON Pricer for optional laminate tops.</i>				





A

## PAINT FINISHES

	Atom P8S	Black P	Blossom P8K	Brownstone P7D	Bullseye PJF	Cabernet P7T
Champagne Metallic T4	Charcoal P02	Conifer P8H	Designer White PJW	Ember P8P	Fossil P28	Iris P8J
Ion P8N	Krypton P8F	Loft LOFT	Muslin T3	Regatta P8M	Succulent P8A	Titanium P8T





# FUSE™



Keep things up close and personal with Fuse storage solutions, designed to ensure all the items you need for work and life are organized and accessible.

## STORAGE



**A.** Fuse Mobile Pedestal - Box/File  
SHOWN IN DESIGNER WHITE AND ION

**B.** Fuse Freestanding Pedestal - Box/File  
SHOWN IN ATOM

**C.** Fuse Mobile Pedestal - Box/File, Bin/Tray  
SHOWN IN KRYPTON AND DESIGNER WHITE

**D.** Fuse Freestanding Pedestal - Box/File, Bin/Tray  
SHOWN IN DESIGNER WHITE AND CHARCOAL

**E.** Fuse Freestanding Pedestal - Box/File, Bin/Tray  
SHOWN IN EMBER AND DESIGNER WHITE

**F.** Fuse Slim Freestanding Pedestal - Alcove  
SHOWN IN DESIGNER WHITE AND BULLSEYE

# CONTAIN

## PRODUCT LINE HIGHLIGHTS



Footed Pedestal with Laminate Front



Footed Lateral Low Credenza with Laminate Front



Footed Open Shelf Credenza



Footed Low Credenza with Laminate Front and Open Shelf



Footed Personal File with Laminate Front



Footed Side Access Tower with Laminate Front

# FLAGSHIP

## PRODUCT LINE HIGHLIGHTS



Lateral Files 2-, 3-, 4- and 5-Drawer Models



Bookcases 3- and 5-Shelf Models



Lateral Files with Open Shelves



Storage Cabinets



Modular Storage Cabinets



Support and Mobile Pedestals



# FUSE

## ACCESSORY OPTIONS



Fuse Coat/Bag Hook



Fuse Side Saddle



Fuse Hot File



Fuse Accessory Tray



Fuse Large Accessory Tray

## PRODUCT LINE HIGHLIGHTS



Fuse Mobile Pedestal  
6" Box / 12" File



Fuse Mobile Pedestal  
6" Box / 15" File



Fuse Mobile Pedestal  
9" Box / 12" File



Fuse Mobile Pedestal  
9" Box / 15" File



Fuse Slim Mobile Pedestal



Fuse Slim Pedestal  
Alcove



Fuse Freestanding Pedestal  
Alcove



Fuse Undermount Storage  
Cubby



# TABLES

Traditional, standing-height, modular or nesting—HON makes tables for every conference meeting, training group, work session and break-time conversation.







A

**LAMINATE FINISHES**

	<b>Black</b> P	<b>Bourbon Cherry</b> H	<b>Canyon Zephyr</b> K9	<b>Charcoal</b> S	<b>Cognac</b> COGN	<b>Desert Zephyr</b> K8
<b>Designer White</b> LDW1	<b>Florence Walnut</b> LFW1	<b>Harvest</b> C	<b>Kingswood Walnut</b> LK11	<b>Loft</b> LOFT	<b>Lowell Ash</b> LLA1	<b>Mahogany</b> N
<b>Mocha</b> MOCH	<b>Natural Maple</b> D	<b>Natural Recon</b> LNR1	<b>Phantom Ecu</b> LPE1	<b>Pinnacle</b> PINC	<b>Portico Teak</b> LPT1	<b>Shadow Zephyr</b> K1
<b>Shaker Cherry</b> F	<b>Sheer Mesh</b> A5	<b>Silver Mesh</b> B9	<b>Skyline Walnut</b> LSW1	<b>Whitestone</b> K4		

**PAINT FINISHES**

	<b>Textured Black</b> BLCK	<b>Textured Brownstone</b> P7D	<b>Textured Charcoal</b> P7A	<b>Textured Designer White</b> PK7	<b>Textured Loft</b> P7L	<b>Textured Muslin</b> P7M
<b>Textured Platinum Metallic</b> PLAT	<b>Textured Titanium</b> P8V	<b>Textured Silver</b> PR8				





# ARRANGE®



Move, place, repeat. Arrange tables are available in a variety of heights, shapes, and sizes to all the spaces where work happens away from the desk.

## TABLES



B



C



D

**A.** Arrange Round Café-Height Table  
SHOWN IN DESIGNER WHITE AND  
TEXTURED PLATINUM METALLIC

**B.** Arrange Rectangle Seated-Height Table  
SHOWN IN DESIGNER WHITE AND  
TEXTURED PLATINUM METALLIC

**C.** Arrange Round Seated-Height Table  
SHOWN IN DESIGNER WHITE AND  
TEXTURED PLATINUM METALLIC

**D.** Arrange Soft Square Seated-Height Table  
SHOWN IN DESIGNER WHITE AND  
TEXTURED SILVER



# BETWEEN



Work here, there, or anywhere Between with this versatile table collection that offers a variety of shapes, bases, and heights to support everywhere that people need to work, learn, connect, or refresh.




**A.** Between Round Seated-Height Table  
SHOWN IN PINNACLE AND TEXTURED SILVER

**B.** Between Round Seated-Height Table  
SHOWN IN PINNACLE AND TEXTURED SILVER



**B**



**C. & D.** Between Soft Square Standing-Height & Seated-Height Tables  
SHOWN IN SILVER MESH AND TEXTURED SILVER

**E.** Between Multi-purpose Table  
SHOWN IN LOFT AND CHARCOAL




# TABLES



E

LAMINATE FINISHES		Black	P	Bourbon Cherry	H	Canyon Zephyr	K9	Charcoal	S	Cognac	COGN	Desert Zephyr	K8
Designer White	LDW1	Florence Walnut	LFW1	Harvest	C	Kingswood Walnut	LK11	Loft	LOFT	Lowell Ash	LLA1	Mahogany	N
Mocha	MOCH	Natural Maple	D	Natural Recon	LNR1	Phantom Ecru	LPE1	Pinnacle	PINC	Portico Teak	LPT1	Shadow Zephyr	K1
Shaker Cherry	F	Sheer Mesh	A5	Silver Mesh	B9	Steel Mesh	A9	Skyline Walnut	LSW1	Whitestone	K4		
PAINT FINISHES		Black	P71	Black Mica Texture	P6P	Charcoal	P02	Silver	PR6	Textured Silver	PR8		



A

**LAMINATE FINISHES**

	<b>Black</b> P	<b>Bourbon Cherry</b> H	<b>Canyon Zephyr</b> K9	<b>Charcoal</b> S	<b>Cognac</b> COGN	<b>Desert Zephyr</b> K8
<b>Designer White</b> LDW1	<b>Florence Walnut</b> LFW1	<b>Harvest</b> C	<b>Kingswood Walnut</b> LK11	<b>Loft</b> LOFT	<b>Lowell Ash</b> LLA1	<b>Mahogany</b> N
<b>Mocha</b> MOCH	<b>Natural Maple</b> D	<b>Natural Recon</b> LNR1	<b>Phantom Ecu</b> LPE1	<b>Pinnacle</b> PINC	<b>Portico Teak</b> LPT1	<b>Shadow Zephyr</b> K1
<b>Shaker Cherry</b> F	<b>Sheer Mesh</b> A5	<b>Silver Mesh</b> B9	<b>Steel Mesh</b> A9	<b>Skyline Walnut</b> LSW1	<b>White</b> G1	<b>Whitestone</b> K4
<b>Tangerine</b> LTG1	<b>Kiwi</b> LKW1	<b>Pomegranate</b> LBG1	<b>Steel Mesh</b> A9	<b>PAINT FINISHES</b>	<b>Black</b> P	<b>Platinum</b> T1





# BUILD™




Lay the foundation for working, learning, and sharing with Build tables, which feature interchangeable shapes that can be arranged and rearranged in countless ways to fit the task at hand.

## TABLES



B



C

**A.** Build Wisp and Ribbon Tables  
SHOWN IN TANGERINE

**C.** Build Kite Table  
SHOWN IN NATURAL MAPLE AND PLATINUM

**B.** Build Trapezoid Table  
SHOWN IN SHEER MESH AND PLATINUM



# COORDINATE™ SIT-TO-STAND




Keep up the good work or keep things on the down-low with height-adjustable Coordinate Sit-to-Stand tables that are designed to support healthy movement throughout your workday.



**A.** Coordinate Height-Adjustable Base  
SHOWN IN DESIGNER WHITE AND NICKEL

**B.** Coordinate Portable Desktop Riser  
SHOWN IN WHITE



**C.** Coordinate 3-Leg Height-Adjustable Base  
SHOWN IN DESIGNER WHITE AND NICKEL

**D.** Coordinate Height-Adjustable Base  
SHOWN IN PORTICO TEAK AND WHITE





LAMINATE FINISHES		Black	P	Bourbon Cherry	H	Canyon Zephyr	K9	Charcoal	S	Cognac	COGN	Desert Zephyr	K8
Designer White	LDW1	Florence Walnut	LFW1	Grey Tigris	L6	Harvest	C	Kingswood Walnut	LKI1	Loft	LOFT	Lowell Ash	LLA1
Mahogany	N	Mocha	MOCH	Natural Maple	D	Natural Recon	LNR1	Phantom Ecru	LPE1	Pinnacle	PINC	Portico Teak	LPT1
Shadow Zephyr	K1	Shaker Cherry	F	Sheer Mesh	A5	Silver Mesh	B9	Steel Mesh	A9	Skyline Walnut	LSW1	White	G1
Whitestone	K4												

PAINT FINISHES		Black	P	White	PD8	Nickel	P8L





**LAMINATE FINISHES**

	<b>Black</b> P	<b>Bourbon Cherry</b> H	<b>Canyon Zephyr</b> K9	<b>Charcoal</b> S	<b>Cognac</b> COGN	<b>Desert Zephyr</b> K8
<b>Designer White</b> LDW1	<b>Florence Walnut</b> LFW1	<b>Grey Tigris</b> L6	<b>Harvest</b> C	<b>Kingswood Walnut</b> LK11	<b>Loft</b> LOFT	<b>Lowell Ash</b> LLA1
<b>Mahogany</b> N	<b>Mocha</b> MOCH	<b>Natural Maple</b> D	<b>Natural Recon</b> LNR1	<b>Phantom Ecru</b> LPE1	<b>Pinnacle</b> PINC	<b>Portico Teak</b> LPT1
<b>Shadow Zephyr</b> K1	<b>Shaker Cherry</b> F	<b>Sheer Mesh</b> A5	<b>Silver Mesh</b> B9	<b>Steel Mesh</b> A9	<b>Skyline Walnut</b> LSW1	<b>Whitestone</b> K4

**PAINT FINISHES**

<b>Textured Charcoal</b> P7A	<b>Textured Silver</b> PR8
------------------------------	----------------------------





# FLOCK®



Gather your thoughts and your co-workers together with Flock's collection of contemporary tables that support everything from casual chats to productive brainstorming sessions.

## TABLES



C



D



E



F

**A. Flock Rectangle Table**  
SHOWN IN KINGSWOOD WALNUT AND TEXTURED SILVER

**B. Flock Cylinder Table**  
SHOWN IN KINGSWOOD WALNUT AND TEXTURED SILVER

**C. Flock Standing-Height Table**  
SHOWN IN PINNACLE

**D. Flock Cube Table**  
SHOWN IN PINNACLE

**E. Flock Personal Table**  
SHOWN IN PINNACLE AND TEXTURED SILVER

**F. Flock Round Table**  
SHOWN IN COGNAC AND TEXTURED SILVER



# HUDDLE



Bring it in with Huddle multi-purpose tables that work hard as team players to support collaborative meetings, training sessions, or even as stand-alone workstations when needed.



**A. Huddle Rectangle Table**  
SHOWN IN DESIGNER WHITE  
AND PLATINUM METALLIC

**B. Huddle Rectangle Table**  
SHOWN IN HARVEST AND BLACK





**HUDDLE®**  
Rectangle Table  
SHOWN IN SILVER MESH  
AND PLATINUM METALLIC

LAMINATE FINISHES		Black	P	Bourbon Cherry	H	Canyon Zephyr	K9	Charcoal	S	Cognac	COGN	Desert Zephyr	K8
Designer White	LDW1	Florence Walnut	LFW1	Grey	G2	Grey Tigris	L6	Harvest	C	Kingswood Walnut	LK11	Loft	LOFT
Lowell Ash	LLA1	Mahogany	N	Mocha	MOCH	Natural Maple	D	Natural Recon	LNR1	Phantom Ecu	LPE1	Pinnacle	PINC
Portico Teak	LPT1	Shadow Zephyr	K1	Shaker Cherry	F	Sheer Mesh	A5	Silver Mesh	B9	Steel Mesh	A9	Skyline Walnut	LSW1
Whitestone	K4	White	G1										
PAINT FINISHES				Black	P	Brownstone	P7D	Champagne Metallic	T4	Charcoal	S		
Designer White	PJW	Fossil	P28	Greige	T5	Light Gray	Q	Loft	LOFT	Muslin	T3	Platinum Metallic	T1
Putty	L	Shadow	SHDW	Silver	PR6	Titanium	P8T						



**MOTIVATE®**  
Nesting Table  
SHOWN IN SILVER MESH  
AND PLATINUM METALLIC

A

**LAMINATE FINISHES**

	Black P	Bourbon Cherry H	Canyon Zephyr K9	Charcoal S	Cognac COGN	Desert Zephyr K8
Designer White LDW1	Florence Walnut LFW1	Grey G2	Grey Tigris L6	Harvest C	Kingswood Walnut LK11	Loft LOFT
Lowell Ash LLA1	Mahogany N	Mocha MOCH	Natural Maple D	Natural Recon LNR1	Phantom Ecreu LPE1	Pinnacle PINC
Portico Teak LPT1	Shadow Zephyr K1	Shaker Cherry F	Sheer Mesh A5	Silver Mesh B9	Steel Mesh A9	Skyline Walnut LSW1

**PAIN T FINISHES**

Whitestone K4	White G1		Black P	Brownstone P7D	Champagne Metallic T4	Charcoal S
Designer White PJW	Fossil P28	Greige T5	Loft LOFT	Muslin T3	Platinum Metallic T1	Putty L
Shadow SHDW	Silver PR6	Textured Black BLCK	Textured Silver PR8	Titanium P8T		





# MOTIVATE®



Whether it's to spark genius or fuel creativity, Motivate tables are mobile, lightweight, and perfectly suited for collaborative environments where people work and learn.

## TABLES



**A. Motivate Rectangle Table**  
SHOWN IN PINNACLE AND SILVER



**C. Motivate Half-Round Table**  
SHOWN IN DESIGNER WHITE AND SILVER



**D. Motivate Rectangle Table**  
SHOWN IN SKYLINE WALNUT AND PLATINUM METALLIC



# PRESIDE®



Large and in charge or small and commanding, the Preside series of modern tables support meetings of 2 up to 30 with a selection of tech-friendly features to enable productive collaboration.



A

**A. Preside Collaborative Cafe-Height Table  
SHOWN IN MOCHA**

**B. Preside Collaborative Cafe-Height Table  
SHOWN IN WHITE**



B



C

**C. Preside Round Table  
SHOWN IN PORTICO TEAK AND PLATINUM METALLIC**

**D. Preside Rectangle Seated-Height Table  
SHOWN IN PINNACLE AND PATINUM METALLIC**



# TABLES



LAMINATE FINISHES		Black	P	Bourbon Cherry	H	Canyon Zephyr	K9	Charcoal	S	Cognac	COGN	Desert Zephyr	K8
Designer White	LDW1	Florence Walnut	LFW1	Grey	G2	Grey Tigris	L6	Harvest	C	Kingswood Walnut	LK11	Loft	LOFT
Lowell Ash	LLA1	Mahogany	N	Mocha	MOCH	Natural Maple	D	Natural Recon	LNR1	Phantom Ecru	LPE1	Pinnacle	PINC
Portico Teak	LPT1	Shadow Zephyr	K1	Shaker Cherry	F	Sheer Mesh	A5	Silver Mesh	B9	Steel Mesh	A9	Skyline Walnut	LSW1
Whitestone	K4	White	G1										

PAINT FINISHES		Black	P	Champagne Metallic	T4	Charcoal	S	Designer White	PJW	Loft	LOFT	Platinum Metallic	T1
Silver	PR6												

# ARRANGE

## TOP OPTIONS



Round Square Soft Square Rectangle

## HEIGHT OPTIONS



Seated-Height 30"H Counter-Height 36"H Café-Height 42"H

## BASE OPTIONS



X-Base T-Base Disc Shroud Base

## GROMMET OPTIONS



Standard 3" Round Power Grommet

# BETWEEN

## TOP OPTIONS



Round Square Soft Square Rectangle

## HEIGHT OPTIONS



Seated-Height 30"H Café-Height 42"H

## BASE OPTIONS



Small X-Base Large X-Base Disc Base Fixed Base Nesting Base Modesty Panel

## OTHER OPTIONS





# BUILD




## EDGE DETAIL



T-Mold

## LEG OPTIONS



Black



Platinum

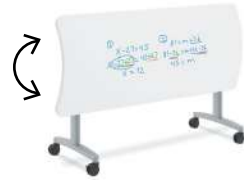


Glides



Casters

## FLIP-TOP BASE



Available on Dart table shape to nest or pair with markerboard laminate to use as a mobile whiteboard.

## TOP OPTIONS



Kite



Half-Round



Ribbon



Trapezoid



Tide



Arc



Dart  
(Available with Flip-Top Base)



Square



Wisp



Rectangle



Snap



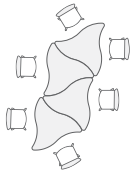
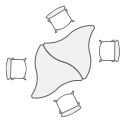
Round

# BUILD (CONTINUED)

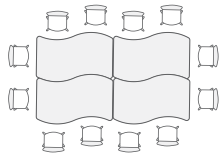
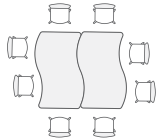


## PROJECT IDEAS

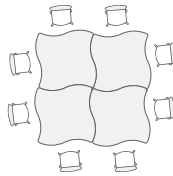
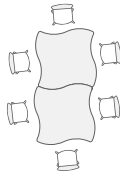
Snap



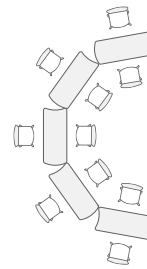
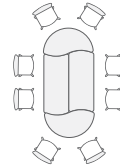
Ribbon




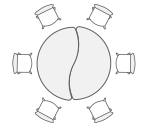
Tide



Dart



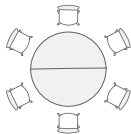
Wisp



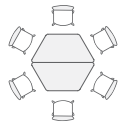
Kite



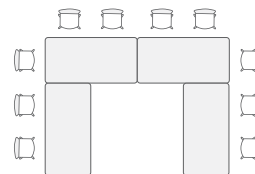
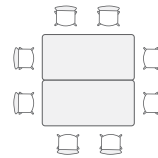
Half-Round



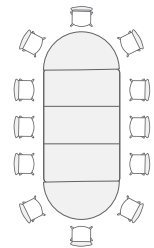
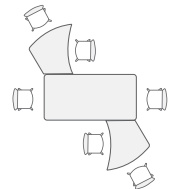
Trapezoid



Rectangle



Mix-n-Match





# COORDINATE SIT-TO-STAND



## COORDINATE HEIGHT-ADJUSTABLE BASE HIGHLIGHTS



3-Stage Base



3-Stage 3-Leg Base



2-Stage Base



### Added Depth

Accommodate HON worksurface depths from 24"D to 30"D.



### From Sit-to-Stand

The 3-Stage base ranges from 21 $\frac{5}{8}$ "H to 47 $\frac{3}{4}$ "H. The 2-Stage base ranges from 25 $\frac{5}{8}$ "H to 45 $\frac{1}{4}$ "H (does not include worksurface thickness).



### Expand the Possibilities

Supports worksurfaces ranging from 48"W to 72"W.

## COORDINATE PORTABLE DESKTOP RISER HIGHLIGHTS



## COORDINATE MOUNTED DESKTOP RISER HIGHLIGHTS



Mounted Desktop Riser



Mounted Desktop Riser with Single Monitor Arm



Mounted Desktop Riser with Dual Monitor Arms

# FLOCK

## ACCESSORY OPTIONS



Tablet Accessory

Power

## BASE OPTIONS



X-Base



T-Base



Disc Base

## PROJECT IDEAS



Flock Standing-Height Table



Flock Seated-Height Table



Flock Cylinder Table with Tablet Accessory

## TABLE OPTIONS



Cylinder Table



Cube Table



Wedge Table



Rectangle Table



Collaborative Table<sup>††</sup>



Personal Table



Seated-Height Collaborative Square Table<sup>††</sup>



Seated-Height Collaborative Round Table<sup>††</sup>



Standing-Height Collaborative Racetrack Table<sup>††</sup> (Shown with optional footring)



Standing-Height Collaborative Round Table<sup>††</sup> (Shown with optional footring)



Standing-Height Collaborative Square Table<sup>††</sup> (Shown with optional footring)



Standing-Height Collaborative Rectangle Table<sup>††</sup> (Shown with optional footring)

<sup>††</sup>Bases and tables sold separately.



# HUDDLE

## EDGE OPTIONS



Edgeband



T-Mold

## LEG OPTIONS



T-Leg Glide



Nesting Base/  
T-Leg Caster



Post Leg Glide



Post Leg Caster  
(Available on 24"  
and 30"D tables only)

## BASE OPTIONS



Fixed-Height  
T-leg Base



Flip-Top Base



Post Leg Base

## TOP SHAPES



Half-Round



Rectangle

## OTHER OPTIONS



Power Hub



Pop-Up Port



Wire Trough



Wire  
Management  
Strips



Modesty  
Panels



Ganging  
Hardware

# MOTIVATE



## EDGE OPTIONS



2mm Edge



Ergo-Edge

## ACCESSORY OPTIONS



Lectern and Presentation Cart



Mobile Markerboard

## OTHER OPTIONS



Modesty Panels



Ganging Hardware



Wire Trough



Wire Management Strips



Power Hub



Pop-Up Port

## BASE OPTIONS



Fixed



Nesting



Height-Adjustable

## TABLE TOP OPTIONS



Rectangular Table



Half-Round Table



Trapezoid Table

## PROJECT IDEAS



Teaming



Training



Conference



# PRESIDE

## EDGE OPTIONS



Flat



Knife



T-Mold



Traditional

## TOP OPTIONS



Rectangle



Boat



Racetrack



Arc End



Square



Round

## BASE OPTIONS



Panel\*



Cylinder\*



Cube\*\*



Panel X-Base



Aluminum  
X-Leg\*



Aluminum  
T-Leg\*

## STORAGE OPTIONS AND ACCESSORIES



Lectern



Presentation  
Cabinet



Hospitality  
Credenza



Credenza  
Waste Bin



Modular Storage  
Drawer with Door



Modular Storage  
Bookshelf Open

## COLLABORATIVE TABLES



Standing-Height



Seated-Height

## POWER OPTIONS



Power  
Station



Pop-Up  
Port

\*Indicates bases with routing power.

# LEARNING

## THINK DIFFERENTLY ABOUT YOUR EDUCATION SPACE

Students have different needs and learning styles as they grow and develop. HON has the right products for every space, every student and every type of learning to create engaging spaces for students, staff and faculty to do and be their best.

**For more resources, go to [hon.com/learning](https://hon.com/learning)**



- A. SmartLink Seating
- B. SmartLink Student Desk
- C. SmartLink Teacher Desk
- D. Build Table
- E. Motivate Seating
- F. Flock Mini





Aa Bb Cc Dd Ee Ff Gg Hh Ii Jj

LOOK WHO'S  
POPPING  
INTO  
PREK-4!



D



F

A



B

# HEALTHCARE

## FULLY INTEGRATED TO OPTIMIZE YOUR INVESTMENT

In the wake of accelerated changes impacting healthcare, the role of space has never been as pivotal as it is today. With a portfolio of integrated product solutions and a simplified procurement process, HON delivers spaces that keep pace with the demands of today so you can elevate every experience to impact the way healthcare is delivered tomorrow.

**For more resources, go to [hon.com/healthcare](https://hon.com/healthcare)**



- A. Soothe Patient Chair
- B. Soothe Guest Chair
- C. Soothe Table
- D. Ignition Multi-purpose chair
- E. Adjustable Lab Stool
- F. 10500 Reception Desk
- G. Grove Lounge Chair
- H. Abound Workstation





B

H

C

# GOVERNMENT

## YOUR VALUE FOR WORKPLACE FURNITURE IN THE GOVERNMENT SECTOR

HON provides a comprehensive product offering that meets all of your workplace needs and every space in your office. High quality workstations, chairs, desks and storage at an affordable price, all backed by the strongest warranty in the industry. Saving time, reducing costs, and minimizing hassle - that is the HON benefit.

**For more resources, go to [hon.com/government](https://hon.com/government)**



- A. Coordinate Height Adjustable
- B. Ignition Seating
- C. Concinnity Desk and Storage
- D. Endorse Executive Chair
- E. Preside Conference Table
- F. 10500 Desk and Storage



GOVERNMENT



E




B



B

F





# FABRICS & FINISHES



Impress, inspire or create a sense of calm—find the perfect balance of colors, fabrics and finishes to express your personality and set the tone for everyone in your office.



# CHAIR FABRICS

VIEW CHAIR FABRICS  
on [hon.com](http://hon.com)

## APX APEX GRADE 1




## CU CENTURION GRADE 1






VIEW CHAIR FABRICS  
on hon.com

**COMP COMPASS** GRADE 1



**UR CONTOURETT** GRADE 1






VIEW CHAIR FABRICS  
on hon.com

**DAPR DAPPER** GRADE 1



Solve Chairs shown in Countorett Nimbus.





VIEW CHAIR FABRICS  
on hon.com

**HAML HAMILTON** GRADE 1




Flock Mini shown in Dapper Fern.




VIEW CHAIR FABRICS  
on hon.com

**NR INERTIA** GRADE 1




**OP OPTIC** GRADE 1






**SX SILVERTEX VINYL** GRADE 3



VIEW CHAIR FABRICS  
on hon.com

**PNS APPOINT SEATING** GRADE 2



**BLME BLUME** GRADE 2





VIEW CHAIR FABRICS  
on hon.com


**CLYD** CLYDE GRADE 2



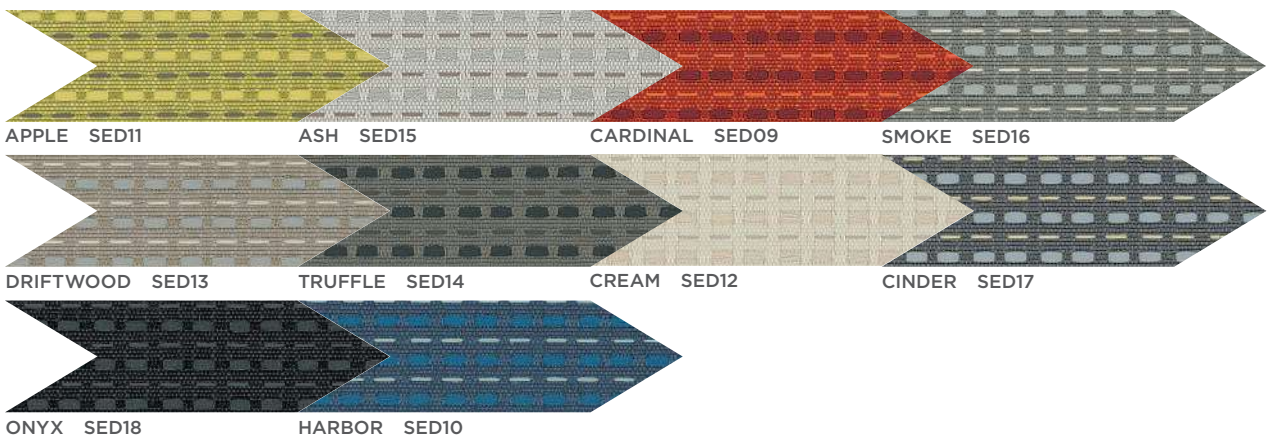
**DOT** DOTTY GRADE 2



**RUSH RUSH** GRADE 2



**SED SEED** GRADE 2






**SPNN SPIN SEATING** GRADE 2




**WP WHISPER VINYL** GRADE 2



**PURL PURL** GRADE 3



**QUL QUILL** GRADE 3



**ISN IN SEASON** GRADE 3






# CHAIR FINISHES

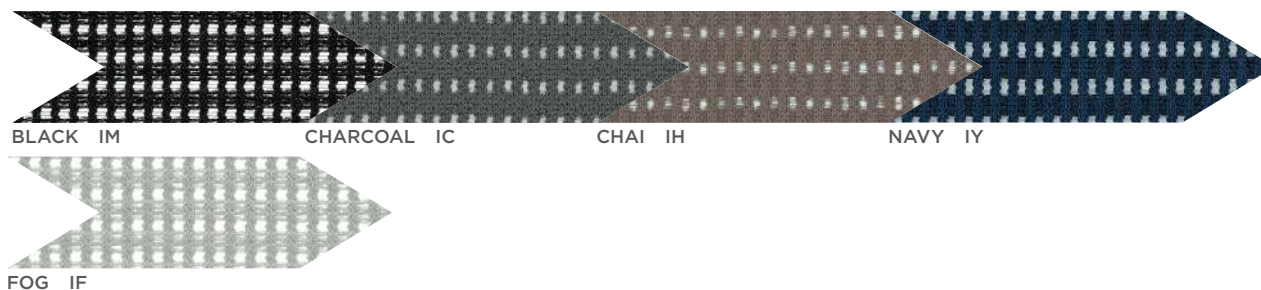
VIEW PLASTIC FINISHES  
on [hon.com](http://hon.com)

## SMARTLINK®, MOTIVATE®, OLSON STACKER® SERIES SHELL COLORS



VIEW MESH FINISHES  
on [hon.com](http://hon.com)

## 4-WAY STRETCH MESH



VIEW PANEL FABRICS  
on hon.com

# PANEL FABRICS

## FACT FACTOR GRADE AA



## APN APPOINT GRADE A





VIEW PANEL FABRICS  
on [hon.com](http://hon.com)

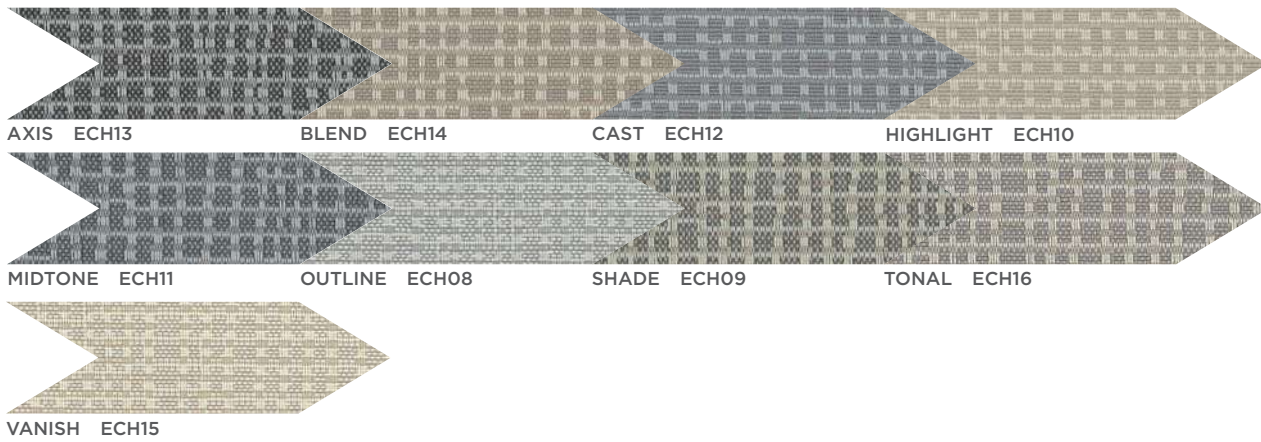
**CU CENTURION** GRADE A




Accelerate shown in Factor Cascade.

VIEW PANEL FABRICS  
on hon.com

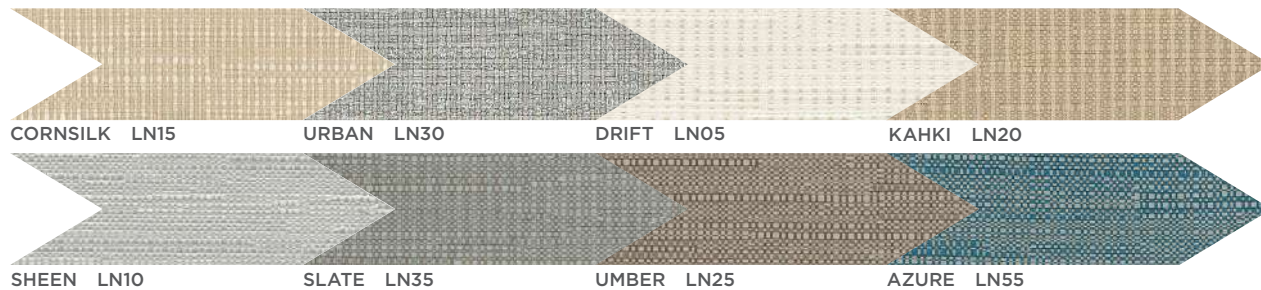
**ECH ETCH** GRADE A



**EXG EXCHANGE** GRADE A



**LN LANDSCAPE** GRADE A




**LC LUCY** GRADE A





VIEW PANEL FABRICS  
on [hon.com](http://hon.com)

**REF REFLECTIONS** GRADE A



**RFG REFUGE** GRADE A




**SRT SARTO** GRADE A



**TP TEMPEST** GRADE A




**ANLG ANALOG** GRADE B



**COA COAST** GRADE B



**MCA MICA** GRADE B







**DISP DISPERSE** GRADE B



**SPNN SPIN** GRADE B



**TRRN TERRAIN** GRADE B



# INDEX

2 Contents

## WE ARE HON

- 4 Manufacturing
- 6 Product Development
- 8 Internal Design Services
- 10 Sales
- 12 Customer Support

## SEATING

14 Furniture Heroes

### EXECUTIVE & CONFERENCE CHAIRS

- 16 Ceres
- 16 Endorse
- 18 Ignition
- 18 Merit
- 19 Nucleus
- 19 Pillow-Soft

### TASK CHAIRS

- 20 Convergence
- 20 Endorse
- 21 Gateway
- 22 Ignition
- 24 Motivate
- 25 Nucleus
- 26 Solve
- 28 Volt

### GUEST CHAIRS

- 30 Accommodate
- 31 Flock
- 32 Ignition

### STACKING & NESTING CHAIRS

- 34 Accommodate
- 35 Ceres
- 36 Ignition
- 37 Motivate
- 38 Nucleus
- 39 Olson

### COLLABORATIVE & PUBLIC SPACES

- 40 Flock
- 42 Grove
- 44 Motivate
- 45 Skip
- 45 Soothe

### 46 Seating Collections

## DESKS

- 50 Expertly Crafted
- 52 Concinnity
- 54 Voi
- 56 10500 Series
- 58 10700 Series
- 60 Valido
- 62 94000 Series
- 64 Metal Desks
- 66 38000 Series

### 68 Desk Project Ideas

## WORKSTATIONS

- 72 Designed with Adaptability
- 74 Abound
- 76 Accelerate
- 78 Empower

### 80 Workstation Project Ideas and Details

## STORAGE

- 82 Store in Style
- 84 Contain
- 86 Flagship
- 88 Fuse

### 90 Storage Project Ideas and Details

## TABLES

- 92 Lay It All Out
- 94 Arrange
- 96 Between
- 98 Build
- 100 Coordinate Sit-to-Stand
- 102 Flock
- 104 Huddle
- 106 Motivate
- 108 Preside

### 110 Table Project Ideas and Details

## INDUSTRY

- 118 Learning
- 120 Healthcare
- 122 Government

## RESOURCES

- 124 Fabrics and Finishes
- 144 Index



A photograph of a woman's hands using a red tablet computer at a desk. The desk also has a pen and a notepad. The image is partially obscured by a white geometric shape.

# MADE for THE WAY YOU WORK

We're inspired by the way you work—and the ways that's changing. The technology you use. The chair you sit in. And the spaces you choose to get it all done. Because the way you work inspires our work. We're dedicated to design and devoted to budget. We believe that well-designed office furniture not only looks great, but makes you feel great, too. That's why everything we build is designed with purpose and motivated by change. Our products are simple, affordable and do exactly what they're meant to—day in and day out—to help you work smarter, work better and work your way.

To learn more, please visit [hon.com](https://www.hon.com)

# HON<sup>®</sup>

The HON Company  
200 Oak Street  
Muscatine, IA 52761  
800.833.3964  
[hon.com](http://hon.com)

